

LUXMAN

Even The Spirit Is Audible.

The spirit of the performer contains worlds of meaning beyond the sound itself. Every whisper of the strings is a whisper of the heart.

To convey the subtle reverberations of his soul, the virtuoso needs precise, polished technique.

The same expert accuracy is required to reproduce and amplify the sound.


The Luxman 400 Series Integrated Amplifiers are channels for the spirit, virtuosos of uncompromising accuracy, designed to allow one heart to listen to another.

After decades of experience in perfecting the technique of sound reproduction, Lux brings you the spirit behind the music.

STATUS SERIES

DUO β -CIRCUIT Stereo Integrated Amplifiers

L-430/L-410

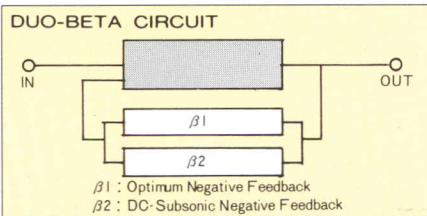


LUX CORPORATION

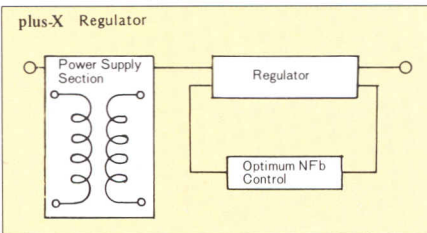
Prestigious Integrated Amplifier High in Cost-Performance Ratio, employing the same Design Philosophy as the L-500 Series Amplifiers. Substantial Duo-Beta Circuit/S features Optimum Amount of "NFB", Massive "plus-X" Power Supply and "Single-Stage" Amp.

DUO- β - CIRCUIT/S

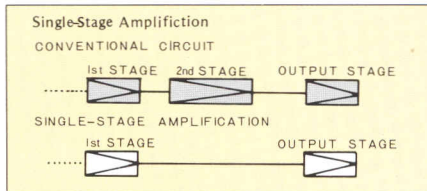
Lux's acclaimed Duo-Beta circuitry was to apply in combination with DC servo system an optimum amount of NFB to such an amp having good basic characteristics. Here, the original, naked characteristics of amp are of prime importance.



On top of that, the "plus-X" circuitry was developed to provide an unconditionally stable power supply section.

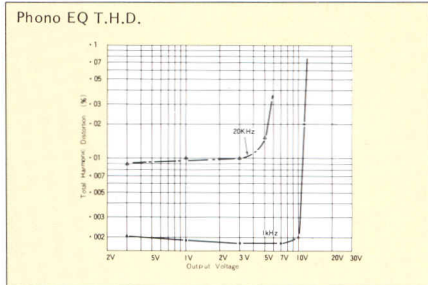



It has been a well-known fact that the fewer the amplification stages, the lesser the waveform distortion and phase inversion. Such amps having more than 2 amplifying stages are vulnerable to power supply noises, and as the number of amplifying stages increases, a larger amount of compensation is necessitated for correcting phase shift, resulting in deterioration of the slew rate, lacking in speedy playback response. In fact, with the LUXMAN L-500 series the high-Gm, low-noise FET's were employed at the 1st stage in a parallel push-pull configuration, which provides the necessary gain to remove the unwanted 2nd stage. In this way, an ideal amp composed by single amplifying stage was realized. The same design concept is applied to the L-400 series, and as a result of further research and development the requisite gain enabling to compose a single stage amp is procured by means of the single differential input format.




Equalizer to cope with All kinds of MC Cartridges

The input stage features a differential amp of high-Gm, low-noise FET's specially developed for MC head-amp, providing sufficient gain and noise-free amplification. The input impedance for MC type cartridges is selectable at either of the "high" (300 Ω) or "low" (100 Ω) position by a push-button switch on the front-panel.



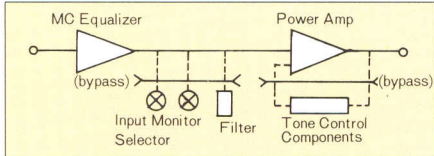
L-430



Phono-Straight Function

An ideal amp is realized for exclusive disc playback. The simpler the signal path, the purer the sound quality. The phono-straight function permits total disconnection of input selector, rec-out, filters, etc. to provide perfect independence to disc playback. In this way, signals are made absolutely immune from influences caused by wirings and loads, as all the switch contacts and controls are bypassed.

Phono-Straight



Affluent Power Supply and Output Transistors to ensure Wide Dynamic Range

A sufficient power can be taken out to cope with recent energetic programme source. To provide a real-time response to large signals of sharp attack, the power supply section of ample capacity is prepared, equivalent to that of the LUXMAN L-510 employing a large 300VA power transformer and 15,000 μ F smoothing capacitors. The technical know-how obtained through the design of the L-500 series is lavishly used, and a large output power can be easily yielded thanks to high-speed output transistors.

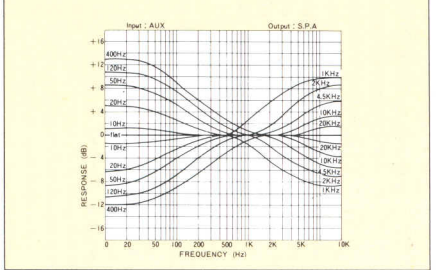


Lux's exclusive T.F.S. (Turnover Frequency Shift) Tone Control System

The unique tone control with automatic shift of turnover frequencies offers smooth variation response to auditory sensation. Lux's well-known NF type control never deteriorates sonic quality, enabling to tailor your favorite sound. Like the L-500 series, the tone control is inserted into the NFB circuit of the power amp section thus preventing adverse effect on S/N ratio and tonal quality. Naturally the tone control can be bypassed. While in case of adjustment of tonal quality by tone control, importance should be ascribed not only to variation amount but to turnover selector points. In this sense, the L-500 series is made to offer 6-9 turnover selection points in each of the treble and bass ranges. With the L-400 series this concept was further advanced, and the tone control was coupled with the turnover selector. As you turn the tone control, you can obtain the optimum turnover (roll-off) points corresponding to the variation amount of frequencies. In this way, the most natural

auditory feeling can be offered without excessive variation in the mid-range which is possible when a large amount of compensation is given.

Tone Control Effect Curve




Solid, Gorgeous Cosmetic Design

In an extension of the L-500 series, the same lavish outer appearance is employed that offers full dignity. Modern, 3-dimensional total flawless beauty is composed by the Lux's exclusive large carved knobs featuring illumination index and attenuator scale in combination with champagne-gold anodized front-panel having attractive edge-plates.

Consideration for Sonic and Functional Improvement

The warm-up indicator to ensure an optimum operation. The recording switch to prevent exterior adverse effects caused by hook-up cables, etc. at the time of playback of programme source. The signal-processing switch to allow positive use of various signal processors such as graphic equalizer and noise reduction system.

L-410



SPECIFICATIONS

●L-430

●L-410

Power Output		105 watts minimum continuous per channel, both channels driven into 8Ω load, with no more than 0.015% total harmonic distortion	75 watts minimum continuous per channel, both channels driven into 8Ω load, with no more than 0.015% total harmonic distortion
Rated I.M.		no more than 0.015% (8Ω, 105W/ch, 60Hz: 7kHz=4:1)	no more than 0.015% (8Ω, 75W/ch, 60Hz: 7kHz=4:1)
Input Sensitivity & Impedance	PHONO-MM PHONO-MC TUNER AUX/DAD MONITOR/TAPE-1 MONITOR/TAPE-2 MAIN-IN	2.5mV 50kΩ 100μV 100Ω/300Ω 200mV 40kΩ 200mV 40kΩ 200mV 40kΩ 200mV 40kΩ 200mV 50kΩ	2.5mV 50kΩ 100μV 100Ω/300Ω 200mV 40kΩ 200mV 40kΩ 200mV 40kΩ 200mV 40kΩ 200mV 50kΩ
Signal-to-Noise Ratio (IHF-A weighted)	PHONO-MM PHONO-MC TUNER AUX/DAD MONITOR/TAPE-1 MONITOR/TAPE-2 MAIN-IN	better than 87dB (5mV) better than 67dB (250μV) better than 118dB (500mV) better than 118dB (500mV) better than 118dB (500mV) better than 118dB (500mV) better than 118dB (500mV)	better than 87dB (5mV) better than 67dB (250μV) better than 118dB (500mV) better than 118dB (500mV) better than 118dB (500mV) better than 118dB (500mV) better than 118dB (500mV)
Residual Noise		0.5mV	0.5mV
Frequency Response	PHONO-MM PHONO-MC TUNER AUX/DAD MONITOR/TAPE-1 MONITOR/TAPE-2 MAIN-IN	20Hz - 20kHz (within ±0.3dB) 20Hz - 20kHz (within ±0.3dB) 10Hz - 100kHz (within 0dB, -1dB) 10Hz - 100kHz (within 0dB, -1dB) 10Hz - 100kHz (within 0dB, -1dB) 10Hz - 100kHz (within 0dB, -1dB) 10Hz - 100kHz (within 0dB, -1dB)	20Hz - 20kHz (within ±0.3dB) 20Hz - 20kHz (within ±0.3dB) 10Hz - 100kHz (within 0dB, -1dB) 10Hz - 100kHz (within 0dB, -1dB) 10Hz - 100kHz (within 0dB, -1dB) 10Hz - 100kHz (within 0dB, -1dB) 10Hz - 100kHz (within 0dB, -1dB)
Phono Overload	PHONO-MM PHONO-MC	110mV (1kHz, 0.1% THD) 5mV (1kHz, 0.1% THD)	110mV (1kHz, 0.1% THD) 5mV (1kHz, 0.1% THD)
Pre-Amp Output REC. Output		200mV 200mV	200mV 200mV
Tone Controls	BASS TREBLE	Turnover Frequency Shift Type max. variable amount - ±8dB Turnover Frequency Shift Type max. variable amount - ±8dB	Turnover Frequency Shift Type max. variable amount - ±8dB Turnover Frequency Shift Type max. variable amount - ±8dB
Filters	SUBSONIC HIGH-CUT	30Hz (-6dB/oct.) 7kHz (-6dB/oct.)	30Hz (-6dB/oct.) 7kHz (-6dB/oct.)
Low Boost		+8dB at 100Hz (VOL. -30dB)	+8dB at 100Hz (VOL. -30dB)
Dimensions		453mm(W) x 425mm(D) x 135mm(H)	453mm(W) x 425mm(D) x 135mm(H)
Weight	Net Gross	13.0 kgs 14.8 kgs	12.9 kgs 14.7 kgs

* Specifications and design subject to change without notice.



T-230

A High Quality Frequency Synthesized AM/FM Stereo Tuner cosmetically designed in beautiful combination with L-430/L-410, featuring Lux's Exclusive High Energy P.L.L. Circuitry for stable and clear FM reception.

SPECIFICATIONS / T-230(L)

< FM Section >		Muting Threshold	5μV
Usable Sensitivity	75Ω/300Ω 0.9μV/1.8μV (10.3dBf)	Output Level	700mV (100% mod.)
50dB Quieting Sensitivity	75Ω/300Ω 1.75μV/3.5μV (16.0dBf)	< MW (AM) Section >	
Signal-to-Noise Ratio at 65dBf	mono 77dB stereo 75dB	Usable Sensitivity	53dB/m
Frequency Response	20Hz - 15,000Hz (within ±0.5dB)	Signal-to-Noise Ratio	50dB
Distortion at 65dBf	mono 100Hz	Image Response Ratio	45dB
	mono 1kHz	IF Response Ratio	50dB
	mono 6kHz	Distortion	0.3%
	stereo 100Hz	Output Level	250mV
	stereo 1kHz	< LW Section > (only with T-230L)	
	stereo 6kHz	Usable Sensitivity	63dB/m
Image Response Ratio	80dB	Signal-to-Noise Ratio	50dB
Alternate Channel Selectivity	70dB (75kHz dev./±400kHz) 55dB (40kHz dev./±300kHz)	Image Response Ratio	43dB
IF Response Ratio	more than 100dB	IF Response Ratio	42dB
Spurious Response Ratio	more than 100dB	Distortion	0.3%
AM Suppression Ratio	60dB	Output Level	250mV
Capture Ratio at 65dBf	1.5dB	< General >	
Stereo Separation	100Hz	Power Consumption	7 watts
	1kHz	Dimensions	453mm (W) x 244mm(D) x 77mm (H)
	10kHz	Weight	Net 2.9kgs Gross 3.7kgs

* Additional LW band reception is possible with the T-230L.
* Specifications and design subject to change without notice.

AUTHORIZED DEALER



LUX CORPORATION

1-1, 1-CHOME, SHINSENRI-NISHIMACHI,
TOYONAKA-SHI, OSAKA 565, JAPAN
PHONE: 06-834-0004 TELEX: 5287106LUXELE J
FACSIM.: 06-834-1121 RIFAX 4300H (GIII-GII)
MF-8243-1182-FA / Printed in Japan